

# NCH Software PlayPad Media Player

This user guide has been created for use with  
PlayPad Media Player Version 2.xx

## Technical Support

If you have difficulties using PlayPad Media Player please read the applicable topic before requesting support. If your problem is not covered in this user guide please view the up-to-date PlayPad Media Player Online Technical Support at [www.nch.com.au/playpad/support.html](http://www.nch.com.au/playpad/support.html).

If that does not solve your problem, you can contact us using the technical support contacts listed on that page.

## Software Suggestions

If you have any suggestions for improvements to PlayPad Media Player, or suggestions for other related software that you might need, please post it on our Suggestions page at [www.nch.com.au/suggestions/index.html](http://www.nch.com.au/suggestions/index.html)

Many of our software projects have been undertaken after suggestions from users like you. You get a free upgrade if we follow your suggestion.

# PlayPad Media Player

## Contents

Screen Reference.....	2
Theme.....	8
Playing Video.....	10
Supported Files.....	12
Keyboard Shortcuts.....	14
DVD Video.....	15
Software License Terms.....	16

### NCH Sound Library

NCH Sound Library.....	17
------------------------	----

# Screen Reference

## Playlists View

This is where all of your playlists are stored.

Double-click a playlist to open it.

Add new playlist: Use the main menu



or press the




button in the status bar at the bottom of the window.




## Tracks View

This is where you manage your playlist and play the tracks.

Search: Press Ctrl + F, press the search button

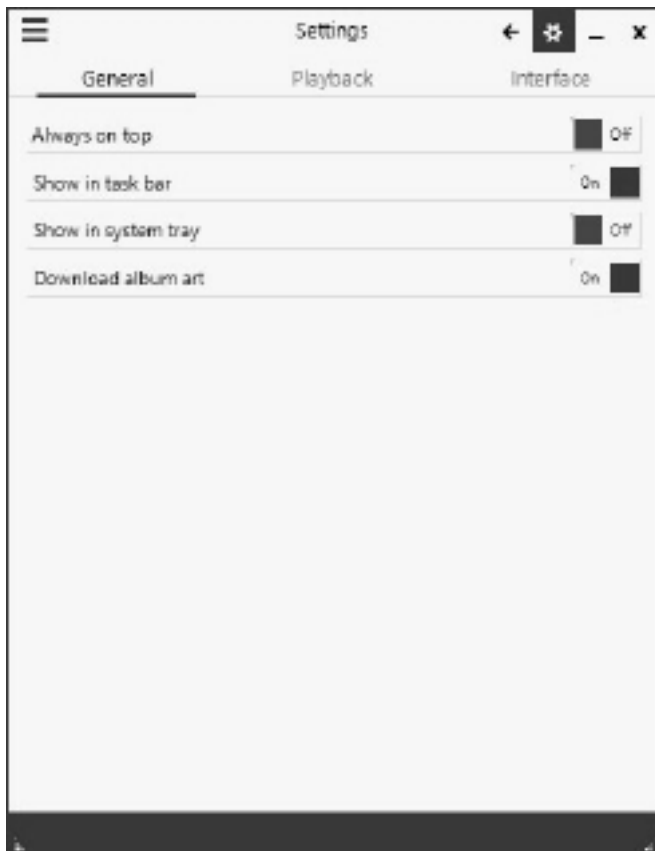
 in the status bar, or just start typing. Add, delete and sort tracks: Use the main menu

 or the status bar buttons.



## Settings View

Use this view to edit application settings.



Settings

General Playback Interface

Pause on workstation lock  On

Normalize audio volume  Off

Sound output device [DirectSound] Default Playb... ▾

Graphic equalizer

19dB

0dB

-60dB

30 60 120 240 480 960 1K 3K 7K 14K

Enable standard media keys  On

Enable custom media keys  On

Play / Pause	None Set
Stop	None Set
Previous Track	None Set
Next Track	None Set
Volume Up	None Set
Volume Down	None Set





# Theme

**Theme Settings** A theme is a collection of settings that control how the application looks. You can edit the application's visual theme by going to the **Settings** view and going to the **Interface** tab.

You can select a preset theme by clicking on the Theme pull-down list at the top.

You can also edit the individual parts of the theme by using the other controls on the **Interface** tab.



## Theme Files

Themes are stored in .pptheme files at  
C:\Users\

You can create your own theme file to share with other people by following the below template and saving it as a .pptheme file. After saving the file you can simply double-click on it to install it. It will become available in the Themes pull-down list in the application. {

```
"version": 1  
  
"name": "My Theme",  
  
"primary_color": "00C400",  
  
"secondary_color": "008410",  
  
"background_color": "404040",  
  
"font": "Arial"  
  
}
```

# Playing Video

There are three video player modes:

- Docked Mode

In this mode the video is shown inline inside your playlist. This is the default.

Double-click the video to enter full-screen mode.



- Full-screen Mode

In this mode the video is shown full-screen.

Double-click the video or press **Escape** to go back to windowed mode.

- Windowed Mode

In this mode the video is shown in a separate window which can be moved and resized.

Double-click the video to enter full-screen mode.



# Supported Files

Below is a list of files supported by PlayPad:

## Playlist files

- .p3l

This is the native PlayPad playlist file format.

- .pls
- .m3u, .m3u8
- .fpl

This is the native foobar2000 playlist format.

- .jspf
- .xspf

## Video files

- .264
- .avi
- .dv
- .wmv
- .asf
- .mpg
- .mpeg
- .mpe
- .nut
- .vob
- .mov
- .3gp
- .mp4
- .m4v
- .flv
- .swf
- .mkv
- .mod
- .mts
- .ts
- .m2ts
- .webm
- .rm
- .rmbv
- .f4v

## Audio files

- .wav
- .mp2
- .mp3
- .ogg
- .wma
- .aif
- .aiff
- .au
- .mpc
- .ra
- .ram
- .rmj
- .shn
- .spx
- .voc
- .wv
- .flac
- .aac
- .gsm
- .mid
- .m4a
- .amr
- .ape
- .cda

#### Subtitle files

- .srt
- .ssa
- .ass

# Keyboard Shortcuts

PlayPad supports the media keys on some keyboards. Supported actions are Play, Pause, Stop, Next Track and Previous Track.

It also supports custom media key bindings.

To turn either of these features on or off go to the Options tab in the General section.

There are also some built-in keyboard shortcuts, listed below.

Alt	Open main menu
Space	Pause / Resume
Enter	Play selected track
Up / Down	Select next or previous track. Hold Shift to multi-select.
Page Up / Page Down	Select next page down or up. Hold Shift to multi-select.
Home / End	Select first or last track in playlist. Hold Shift to multi-select.



# DVD Video

To play a DVD video, select the Play DVD menu item from the main menu



Note: DVD playback is not supported on Windows 8 and later.

# Software License Terms

1. The copyrights in this software and any visual or audio work distributed with the software belong to NCH Software and others listed in the about box. All rights are reserved. Installation of this software and any software bundled with or installed-on-demand from this software is licensed only in accordance with these terms.
2. By installing, using or distributing this software you, on your own behalf and on behalf of your employer or principal, agree to be bound by these terms. If you do not agree to any of these terms, you may not use, copy, transmit, distribute, nor install this software - return it to the place of purchase within 14 days to receive a full refund.
3. This software, and all accompanying files, data and materials, are distributed "as is" and with no warranties of any kind, whether express or implied except as required by law. If you intend to rely on this software for critical purposes you must test it fully prior to using it, install redundant systems and assume any risk.
4. We will not be liable for any loss arising out of the use of this software including, but not limited to, any special, incidental or consequential loss. Your entire remedy against us for all claims is limited to receiving a full refund for the amount you paid for the software.
5. You may not use this software in any circumstances where there is any risk that failure of this software might result in a physical injury or loss of life. You agree to indemnify us from any claims relating to such unauthorized use.
6. You may copy or distribute the installation file of this software in its complete unaltered form but you may not, under any circumstances, distribute any software registration code for any of our programs without written permission. In the event that you do distribute a software registration code, you will be liable to pay the full purchase price for each location where the unauthorized use occurs.
7. Use of statistics collected by the software is subject to the NCH Software Privacy Statement which allows automatic anonymized collection of usage statistics in limited circumstances.
8. The contract arising out of this agreement is governed by the laws and courts of the Australian Capital Territory.

# NCH Sound Library - NCH Sound Library

The NCH Sound Library is a collection of thousands of royalty-free sound effects that can be added to your project.

Once you have opened the library, you'll see the following:

## Folder Tree

On the left hand side, each folder represents a category of sounds. Expand a folder to either see its subfolders or a list of sounds it contains.

## Sound List

On the right hand side, all the sounds in the currently selected category are listed. This will be empty until a category is selected.

## Preview Sound

Select a sound in the list then click the Play button to hear it. When you have finished, click Stop.

## Download

Select a sound in the list then click the Download button to download the sound (if it hasn't already been downloaded).